


Installation Manual

PLUMB

Interior Wall Surface, Recessed 

- Rechargeable series
- Finish: Anthracite
- Material: Aluminium
- Diffuser material: Frosted polycarbonate
- Charger and USB charging cable included 5V DC/1A (110/240V 50/60Hz)
- Battery: 1x2600mAh Li-ion, 3.7V
- Ingress Protection: IP54

Rechargeable 

IP54

Code	Watt	CCT - Lumen	Battery	Voltage	Dimensions	IP Rate
TAB.001	2W	3000K - 212lm	1x2600mAh Li-ion, 3.7V	5VDC	160mm x (H)220mm	IP54

Instructions

1. Output current of the adapter must be less than the cable load capacity.
2. Please charge the lamp completely before the first use.
3. The lamp needs to be charged every three months if it is not used.
4. To correctly charge the lamp, we recommend that you:
 - 4.1. Remove the protective silicone cover and insert the charging cable
 - 4.2. Put the plug into the electrical socket
 - 4.3. When fully charged, disconnect the plug from the electrical socket and remove the cable.
5. The light source of this luminaire is not replaceable. When the light source reaches its end of life, the whole luminaire shall be replaced.



1. Touch the switch

Please charge the lamp if it can not light up after touching the switch.



2. Battery charging

Please charge the lamp according to the different types of the accessories. When it is fully charged, the indicator light turns green.

1.  5V 1A
2.  Charger included
100~240V~50/60Hz

CAUTION!

Make sure the charger used is 5V-1A for lithium batteries, otherwise fire or explosion caused by overcharging (overcurrent, overvoltage) may occur.

3. Operation instructions

Touch Dimmer:

- Touch 1 = 100% light output
- Touch 2 = 40% light output
- Touch 3 = 10% light output
- Touch 4 = OFF

